


Type	16 High School Course Credits ¹	High School Weighted GPA	College Entrance Exams (ACT [®] /SAT [®]) ²	Service Hours
FAS	4 - English <i>(three must include substantial writing)</i> 4 - Mathematics <i>(at or above the Algebra I level)</i> 3 - Natural Science <i>(two must have substantial laboratory)</i>	3.50	29/1290	100 hours
FMS	3 - Social Science 2 - World Language <i>(sequential, in same language)</i>	3.00	26/1170	75 hours



- Earning the IB Diploma AUTOMATICALLY qualifies you for the Florida Academic Scholarship (FAS)
 - SAT and ACT scores are NO longer considered for FAS if IB Diploma is earned
 - Dual Enroll/AP/IB Certificate/Honors/Gen. Ed. MUST meet the requirements above—no EXCEPTIONS
- If you DON'T earn the IB Diploma, then you MUST meet the requirements above

SRHS Class of 2017 and Bright Futures

Class of 2017

Florida Academic Scholars (FAS) = 100% tuition & fees plus \$600 for textbooks

33 SRHS Students earned the IB Diploma

- 17 of the 33 students earned a SAT/ACT score to qualify for FAS
- 16 of the 33 students did NOT earn the SAT/ACT score to earn FAS
 - However, because these 16 students earned the IB Diploma, they qualified for FAS AUTOMATICALLY

46 SRHS Dual Enrollment Students

- 4 earned a SAT/ACT score to qualify for FAS
- 32 did not earn FAS; did not have SAT/ACT score to qualify
- 10 scores were NOT available



SRHS Class of 2018 and Bright Futures

Class of 2018

Florida Academic Scholars (FAS) = 100% tuition & fees plus \$600 for textbooks

36 SRHS Students earned the IB Diploma

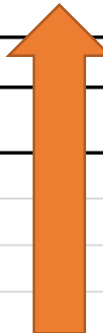
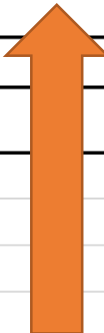
- 21 of the 36 students earned a SAT/ACT score to qualify for FAS
- 15 of the 36 students did NOT earn the SAT/ACT score to earn FAS
 - However, because these 15 students earned the IB Diploma, they qualified for FAS AUTOMATICALLY

29 SRHS Dual Enrollment Students

- 6 earned a SAT/ACT score to qualify for FAS
- 19 did not earn FAS; did not have SAT/ACT score to qualify
- 4 scores were NOT available

State University System of Florida

Fall/Spring Cost of Attendance On-Campus for Full-Time Undergraduate Florida Residents 2018-19

University	Tuition & Fees	Books & Supplies	Room & Board	Transportation	Other Expenses	Total
FAMU	\$4,554	\$1,138	\$10,838	\$1,356	\$5,320	\$23,206
FAU	5,432	1,208	11,896	1,900	4,464	24,900
FGCU	6,118	1,200	9,672	1,700	1,700	20,390
FIU	6,558	1,350	10,882	2,156	2,562	23,508
FPU	4,940	1,200	11,430	2,000	2,000	21,570
FSU	5,666	1,000	10,666	1,246	3,600	22,178
NCF	6,916	1,200	9,264	1,100	2,170	20,650
UCF	5,954	1,200	10,010	1,866	3,104	22,134
UF	6,380	1,030	10,120	1,110	2,570	21,210
UNF	6,590	1,200	9,720	2,823	1,247	21,580
USF St. Petersburg	5,821	1,200	11,610	1,600	2,500	22,731
USF Tampa	6,410	1,200	11,610	1,600	2,500	23,320
UWF	6,360	1,200	9,354	1,050	2,100	20,064
						
Average Cost per Semester:	\$2,988	\$589	\$5,272	\$827	\$1,378	11,055

Source: Annual Survey of SUS Institutions

Notes: Costs that make up the "Other Expense" category can include but are not limited to the following: clothing maintenance/laundry, computer/cell phone, student health insurance, and other personal costs.